

Agilent Fact Sheet

At a Glance:

President and CEO: Padraig McDonnell

Headquarters: Santa Clara, California

Number of Employees: Approximately 18,000

NYSE: A

Total Market Profile:

Global Leader in Life Sciences, Diagnostics and Applied Markets

- Market size¹: \$68+ billion

Key Platforms:

- Liquid and gas chromatography
- Mass spectrometry
- Spectroscopy
- Cell analysis
- Genomics and diagnostics
- Consumables, services and software

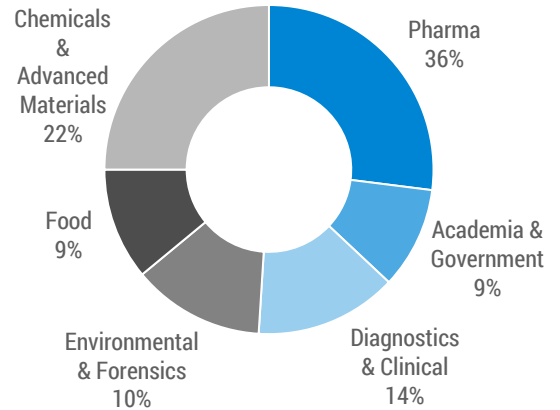
Key Growth Drivers:

- Biopharma
- Oligonucleotides for therapeutics
- Cell Analysis
- Cancer diagnostics
- Services

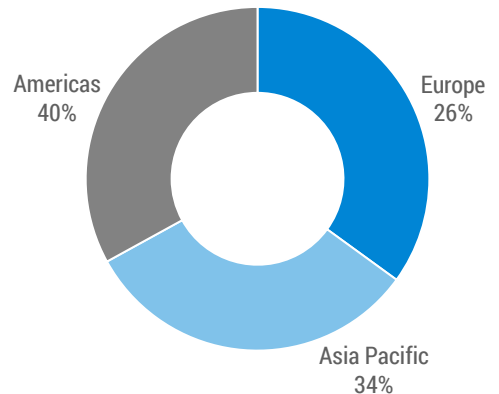
FY23 Financial Stats:

- Revenues: U.S. \$6.83 billion +1.5% growth^{2,3} (YOY)
- Non-GAAP EPS of: \$5.44 +4% growth⁴ (YOY)

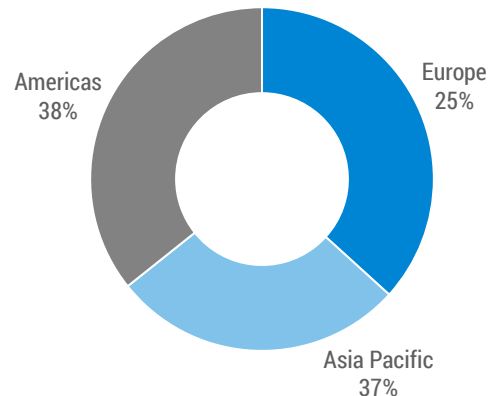
Revenue Mix by End Market ²



Revenue by Geography



Headcount by Geography



1. Total Available Market. Market size per Company estimates.

2. FY23 Revenue

3. Core growth is reported growth adjusted for the effects of acquisitions and FX.

4. Presented on a non-GAAP basis. Reconciliations available on the Agilent IR website.

