

Discover the Possibilities with Mass Spectrometry Intelligence

7000E and 7010C triple quadrupole GC/MS



A history of leadership in GC and GC/MS

Agilent has over 50 years of leadership in GC and GC/MS. The story of Agilent's leadership in mass spectrometry started with the founding of HP back in 1938. Every step of the way, your goals become our goals: improving user experience, laboratory operation, and business success.



1971

5930A Tabletop MS

The first GC/MS from HP with an oscilloscope and strip chart was introduced.



1982

5970 MS

This landmark Agilent product was the first of a long line of GC/MS instruments. With a mass range almost as good as the early floor standing models, the sensitivity was comparable to our earlier benchtops.



1994

GCD

Gas chromatography/mass spectrometry as a technology gained so much popularity that we introduced an easier-to-use model, the GCD.



1996

5973 GC/MSD

The 5973 showcased extended mass range and sensitivity. MSD ChemStation and the Local Control Panel allowed two GC/MSDs to be controlled by one PC.



2005

5975 GC/MSD

The 5975 GC/MSD further extended the mass range up to 1050 m/z and delivered a sensitivity S/N of 100:1 with 1 pg OFN.



1976

5992A Benchtop GC/MS

Up until this time, all GC/MS systems were floor-standing units. The 5992 marked a milestone with the first benchtop instrument.



1988

Unix and DOS ChemStation

The Unix ChemStation was the successor to the Pascal workstation. The Agilent DOS Chemstation included low-cost PCs and more sophisticated operating systems that made it possible to move to more common computing platforms.



1996

Hyperbolic gold-coated quartz quadrupole

Hyperbolic, gold-coated, quartz quads enhanced sensitivity, performance, spectra, and isotope ratios.



2007

MassHunter software

From instrument settings to data analysis and reporting, MassHunter software made GC/MS analysis both powerful and routine for all.



2009

7000A triple quadrupole GC/MS

The first GC/MS system from Agilent harnessed the selectivity and associated sensitivity gains of true GC/MS/MS capability.



2012

7200 GC/Q-TOF

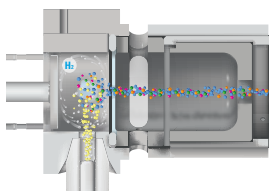
The ideal tool to solve complex problems, the 7200 GC/Q-TOF introduced high-resolution accurate mass to the Agilent GC/MS portfolio.



2015

5977B GC/MSD and high-efficiency ion source

Delivered unparalleled analytical sensitivity with extreme operational efficiencies for ultra trace-level applications.



2017

JetClean self-cleaning ion source

Greatly reduced or eliminated the need for source cleaning, thereby enhancing productivity on the single and triple quadrupole GC/MS systems.



2019

QuickProbe GC/MS

The Agilent QuickProbe GC/MS system was designed for forensic laboratories looking to do direct analysis in real time without sample preparation.



2022

7000E and 7010C

Agilent 7000E and 7010C GC/TQ expand instrument intelligence to enable new acquisition modes and more self-aware diagnostics. The 7000E is also compatible with the Agilent HydroInert source.

2012

Removable ion source

The removable ion source (RIS) allowed effortless exchange of EI and CI source technologies on the Agilent 7200 GC/Q-TOF.



2013

5977A GC/MSD

The 5977A introduced the Extractor EI Ion Source for enhanced sensitivity and thermal profile improvement. It also featured direct communication between the 7890B GC and the MSD.



2016

7010B triple quadrupole GC/MS

The Agilent 7010B represented the evolution of proven performance, featuring compatibility with the high efficiency and JetClean sources, plus the introduction of dMRM Acquisition.



2017

7250 GC/Q-TOF

Featuring simultaneous high resolution and high dynamic range, the 7250 enhanced and expanded upon the high-resolution accurate mass workflows of its predecessor, the 7200 GC/Q-TOF.



2022

5977C

5977C offers improved analytical performance and technologies that maximize instrument uptime. The new HydroInert source improves performance with H₂ as a carrier gas.





The Agilent 7000E and 7010C GC/TQ

Designed to Meet Your Business Goals

Turnaround times are critical to your lab's reputation. Yet, every day brings new productivity challenges—including instrument downtime, sample reruns, and data reviews. Meet the Agilent 7000E and 7010C triple quadrupole GC/MS (GC/TQ) system. The [7000E GC/TQ](#) provides robust, day-in, day-out performance, while the [7010C GC/TQ](#) is designed for analyses that demand the lowest limits of detection. Both are powered by new technologies that drive maximum lab productivity, so you can focus on moving your lab forward.



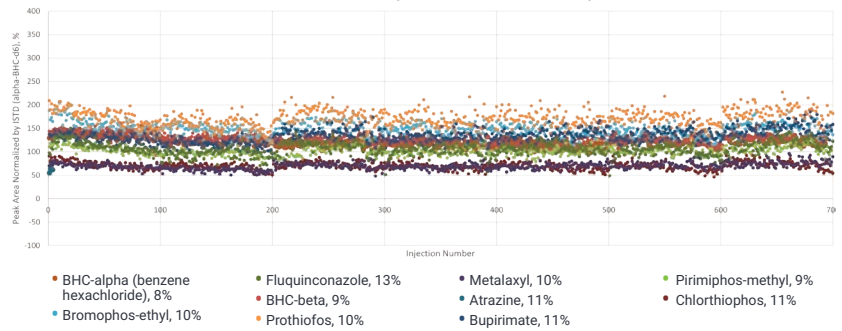
Mass spec performance that keeps you competitive



7000E: Robustness and reproducibility

The Inert Plus Extractor EI source enables high analytical sensitivity for active compounds that are most likely to interact with noninert surfaces. Designed for routine labs across various industry applications for optimum operational efficiency.

Peak area normalized by the ISTD over 700 injections



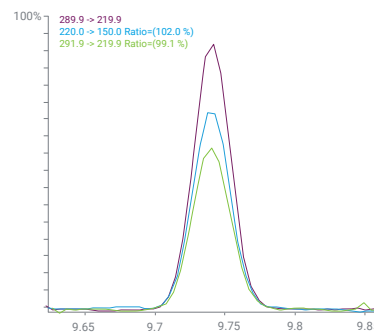
Peak area response for pesticides spiked into a spinach extract prepared by QUECHERS extraction followed with Captiva EMR-HCF cleanup at 20 ppb was shown to be stable over 700 injections when analyzed with the 7000E GC/TQ. The run time of the analysis was 10 minutes. The only performed maintenance included GC liner and septum replacement every 100 injections. 7000E GC/TQ demonstrated excellent response stability and reproducibility over time.



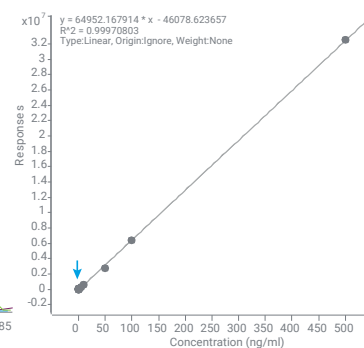
7010C: Proven sensitivity

The High Efficiency Source (HES) delivers unparalleled analytical sensitivity for ultratrace-level applications. Ideal for high-throughput labs that need to save time and money with extreme operational efficiencies.

8 PCBs 0.001 ppb in IC8 [2,2',4,4'-Tetrachlorobiphenyl (BZ #47)]



2,2',4,4'-Tetrachlorobiphenyl (BZ #47) - 12 Levels, 12 Levels Used, 12 Points, 12 P



PCB analysis with the 7010C GC/TQ demonstrates excellent calibration linearity. As an example, a calibration for 2,2',4,4'-Tetrachlorobiphenyl across 0.001 - 500 ppb is shown. High sensitivity of the analysis with the 7010C GC/TQ is demonstrated with 1 fg injection.



Intelligence that powers ultimate productivity

The new Agilent 7000E and 7010C triple quadrupole GC/MS instruments incorporate intelligent technology that reduces instrument downtime and improves run times for maximum productivity in analytical labs.

End-to-end intelligent diagnostics

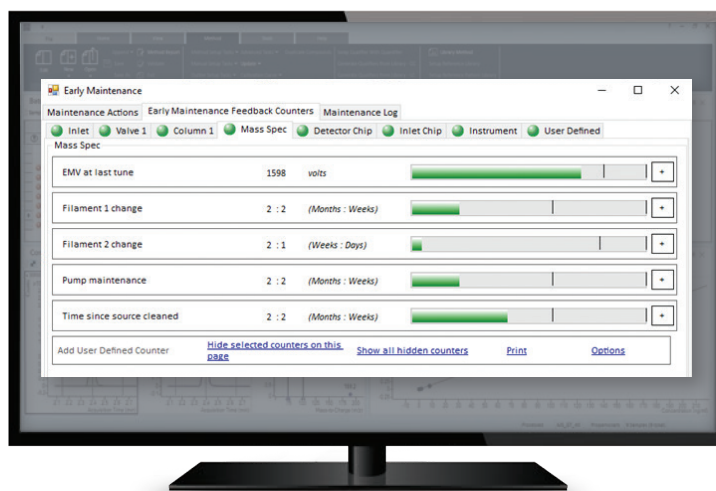
Before each tune, the GC/TQ performs a 360° system readiness check to ensure your instrument is ready when you are. In addition to the detailed system screening and system evaluation processes, self-aware GC features provide convenient diagnostic and maintenance tools including self-guided maintenance procedures with step-by-step instructions for common tasks that can be viewed from mobile devices anywhere.

Peak performance, no guesswork

Tweaking and fine-tuning your GC/TQ to optimize performance is challenging and time-consuming. The innovative, fully automated, rapid SWARM autotune algorithm in the 7000E and 7010C GC/TQ take the guesswork out of achieving peak instrument performance.


Maximize uptime, anticipate downtime

Unexpected instrument issues and the resulting downtime is extremely disruptive to lab operations, especially if you don't know the source of the problem. The 7000E and 7010C GC/TQ monitors its own vitals, giving you a real-time view of the system's overall health with Early Maintenance Feedback.




Innovations That Drive Profitability

Throughput. Uptime. Efficiency. Operating costs.



No matter what business you're in, these are fundamental factors that impact profitability. You face constant pressure to analyze more and more samples, even as resources shrink and analytical challenges grow. In your lab, every task has the potential to increase or decrease your profit. Every instrument has to contribute. Every sample counts.



Agilent JetClean self-cleaning ion source

During routine analysis, matrix deposits inevitably build up. In the past, you would have to remove the ion source, scrub the lens, then put it all back together. The Agilent JetClean self-cleaning ion source maximizes instrument uptime and sample throughput by greatly reducing or even eliminating the need for manual ion source cleaning, resulting in an additional one to two days per month to perform analyses. JetClean is available as an option on Agilent single quadrupole and triple quadrupole GC/MS systems.

[Learn more](#) about the JetClean self-cleaning ion source



Hyperbolic gold-coated quartz quadrupole

The quartz monolith guarantees perfect alignment for hyperbolic surfaces throughout the life of the mass spectrometer. Gold surfaces stay clean and are maintenance free at high temperatures—up to 200° C.



Capillary Flow Technology

Many GC and GC/MS analyses are performed on complex samples that contain high-boiling compounds. Agilent Capillary Flow Technology lets you backflush the column once all peaks of interest have eluted, thus forcing out any remaining components. The benefits include reduced cycle times, less column maintenance, better data, and enhanced productivity.

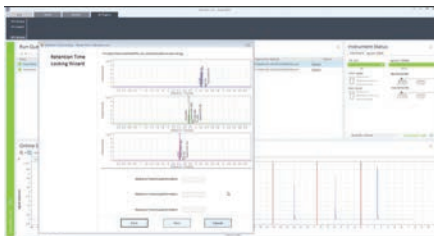
[Learn more](#) about Agilent Capillary Flow Technology



Agilent IDP-10 dry scroll pump

The Agilent IDP-10 dry scroll pump is an oil-free, compact, quiet, isolated vacuum pump with remote speed control. It uses an inverter-driven motor, providing uniform vacuum performance at all global frequencies and input voltages. IDP pumps use a single-sided scroll design that offers a 15-minute maintenance procedure with simple tools. Compatible with 7000 series and 7010 series GC/TQ systems, instruments that use hydrogen as a carrier gas, and JetClean.

[Learn more](#) about the Agilent IDP-10 dry scroll pump



Retention Time Locking (RTL)

RTL provides an easy and flexible tool that can be used to reduce the time and complexity often associated with updating expected retention times after routine chromatographic maintenance. It also allows different GC systems in the same lab or across a laboratory network to have the same retention times when running the same GC method. This allows easy data comparison and can simplify quality control checks.

HydroInert source: Maximizing efficiencies with H₂ carrier gas

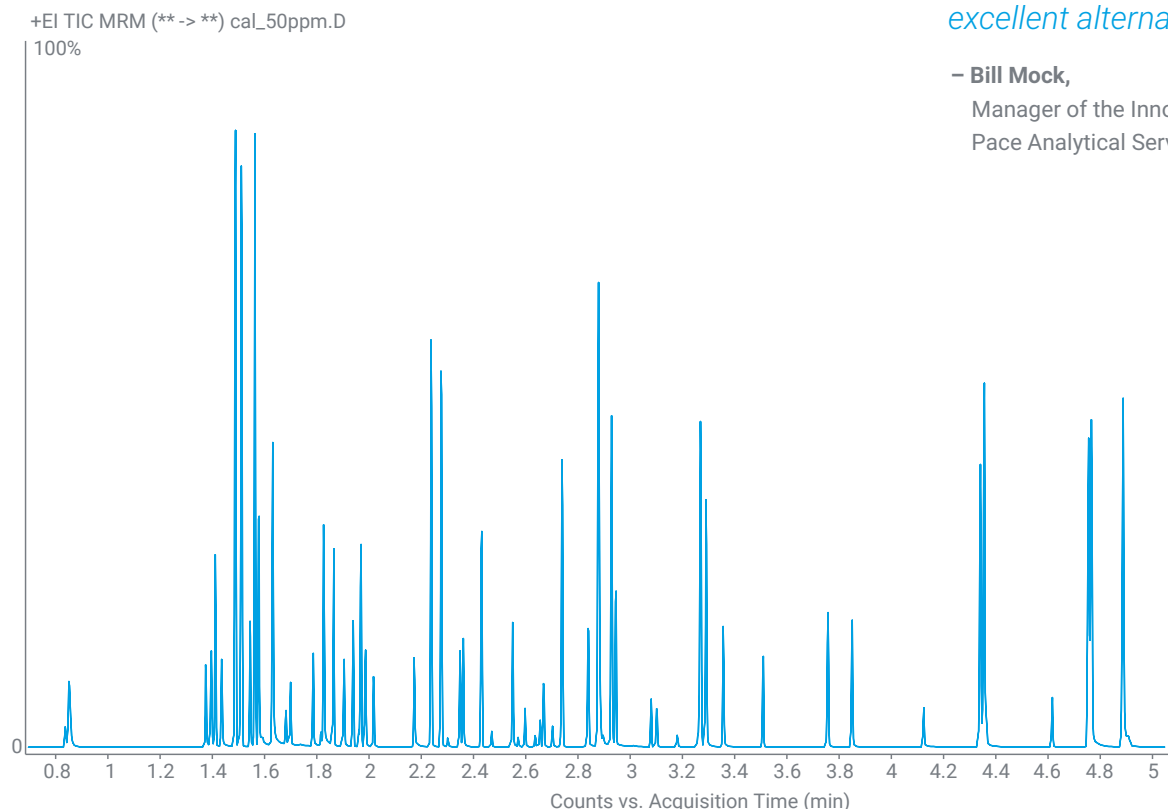
Overcome the challenges of using hydrogen as a carrier gas

Helium being a finite resource with an inefficient production, makes it expensive. Hydrogen is a low cost, renewable gas that is the best alternative to helium. The new HydroInert source minimizes loss in sensitivity and spectral anomalies associated with H₂ gas. These are some of the unique advantages of HydroInert:

- Spectral fidelity, even for compounds highly susceptible to hydrogenation
- Superior high-boiler peak shape, especially for PAHs
- Unchanged source parts and familiar assembly procedure



EPA Method 8270 SVOCs analysis: 50 ppm standard in MRM mode with H₂ carrier



U.S. EPA 8270 SVOCs full mixture was analyzed with the 7000E equipped with HydroInert source running H₂ as a carrier gas. The analysis benefitted from improved peak shapes compared to helium as a carrier gas as well as a faster run time at 5.8 minutes.

"Helium shortages are becoming commonplace, so this will be an excellent alternative to He."

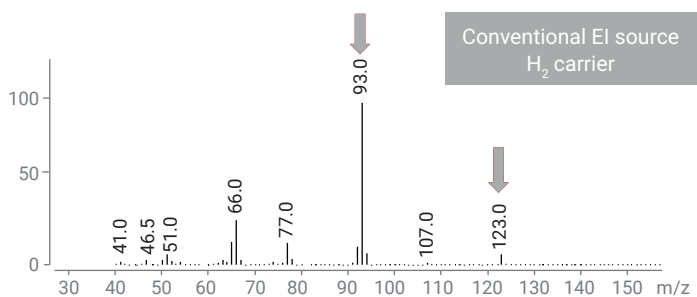
- **Bill Mock**,
Manager of the Innovation Laboratory
Pace Analytical Services

Safety considerations when converting to hydrogen carrier gas

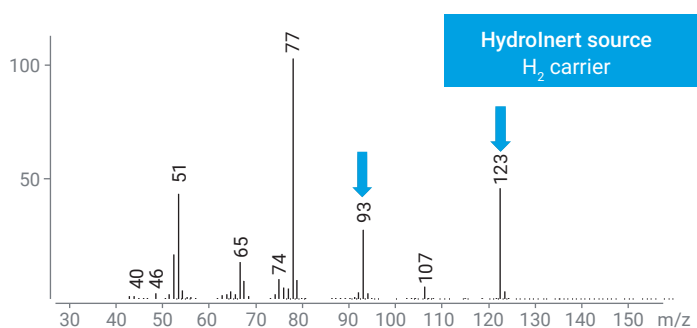
Safety is the most important consideration when handling hydrogen due to the concern of flammability. For detailed safety information, see the Agilent Hydrogen Safety Manual for GC/MS (part number G7003-90053). The entire safety manual must be read and understood before connecting and using hydrogen as the carrier gas.

Analysis of nitrobenzene—a compound vulnerable to in-source reactions and hydrogenation

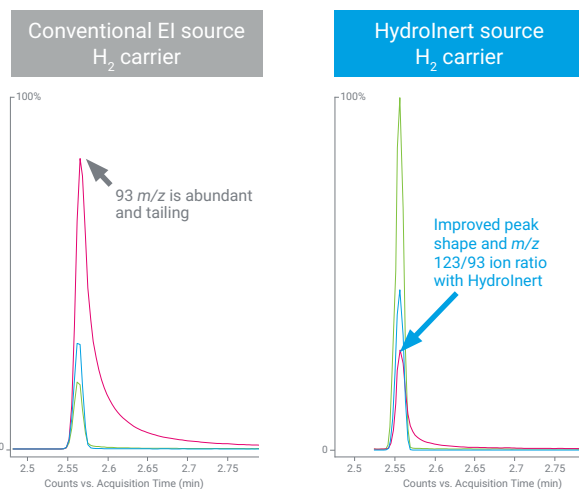
Spectral fidelity, resolution, and peak shape is greatly improved with Hydrolnert while running on H₂ carrier gas



The Extractor source (3 mm extraction lens) showed hydrogenation to aniline with the abundant *m/z* 93 ion.




Improved spectral fidelity, showing excellent ratio of *m/z* 123 to *m/z* 93.



Typical performance showing hydrogenation to aniline with the abundant *m/z* 93 ion.

The Hydrolnert source showed an improved mass spectrum that correlates to nitrobenzene.



The new Agilent Hydrolnert source

Resources to help conserve or convert your GC/MS carrier gas

Use these links to help with your GC/MS conversion to hydrogen

[Handle the Hassles of the Helium Shortage](#)

Explore ways to manage price fluctuations and potential delivery interruptions with helium carrier gas for GC analyses.

[Helium Conservation Cost Savings Calculator](#)

See how much you could save by using Agilent Gas Saver with and without nitrogen standby.

[Helium Conservation Module](#)

Prevent disruptions by managing your helium usage.

[Agilent EI GC/MS Instrument Helium to Hydrogen Carrier Gas Conversion User Guide](#)

Get detailed instructions on converting your Agilent EI GC/MS system from helium to hydrogen carrier gas.



MassHunter software: Your faster route to insight

Solve everyday problems—and make your GC/TQ analysis faster, easier, and more routine—with Agilent MassHunter software. Compatible with all Agilent quantitative mass spectrometers, MassHunter keeps you in control during data acquisition, and provides customizable features to support diverse applications. What's more, MassHunter software unifies operators of all levels to drive confident results. It supports multiple applications with easy-to-use method templates, plus a comprehensive spectral library that includes retention time and/or retention index information.



New air and water leak check in MassHunter acquisition

- An easy and flexible visualization tool to identify and address leaks in your GC/TQ system
- Up to 10 ions can be added and will be shown as extracted ions during the leak test. This can aid in monitoring for response from a leak testing gas such as air duster



MassHunter Optimizer for GC/TQ

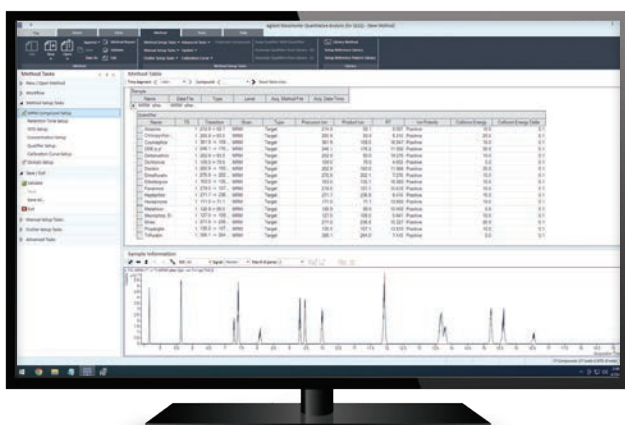
This fully automated tool saves time and reduces the need for manual review with developing MRM data acquisition methods. Key advantages include:

- Time savings for developing an optimized MRM method
- A smooth transition of GC/MSD methods to GC/TQ
- Built-in review tools



MassHunter Acquisition

- Two new acquisition modes: tMRM and dMRM/scan
- Intelligent SWARM Autotune on GC/TQ now completes two times faster
- Built-in technical and procedural controls ensure data security, control access, and facilitate compliance as defined by US FDA 21 CFR Part 11, EU Annex 11, and similar electronic record regulations



MassHunter Quantitative analysis

- Quant-My-Way features a user-configurable quant interface specific to the target workflow
- Built-in integrator with peak validation for minimal manual reintegration with Review-By-Exception
- Report generation with a single mouse click using built-in report templates

[Learn more](#) about what Agilent MassHunter software can do for your lab.

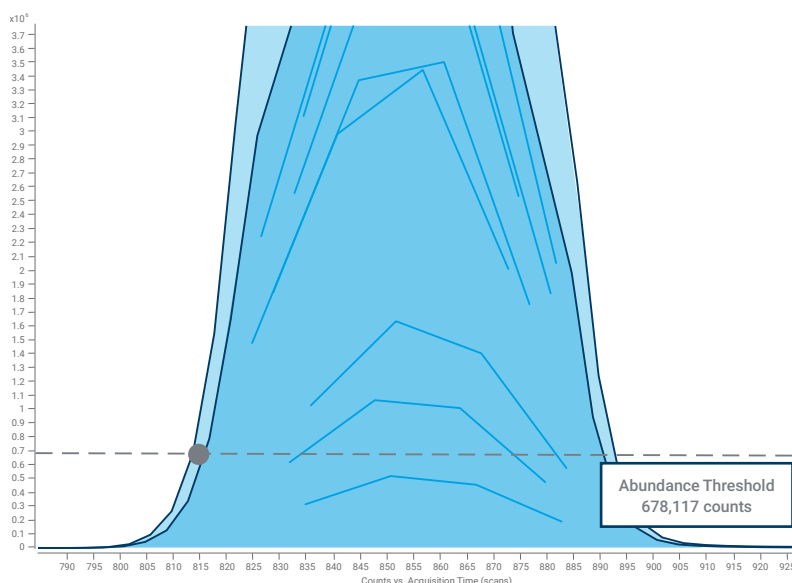
New acquisition modes on 7000E and 7010C

Triggered MRM (tMRM)

tMRM is a data-dependent scan function that increases throughput, provides both quantitative and qualitative information, and minimizes the cost of analysis.

Target Analyte

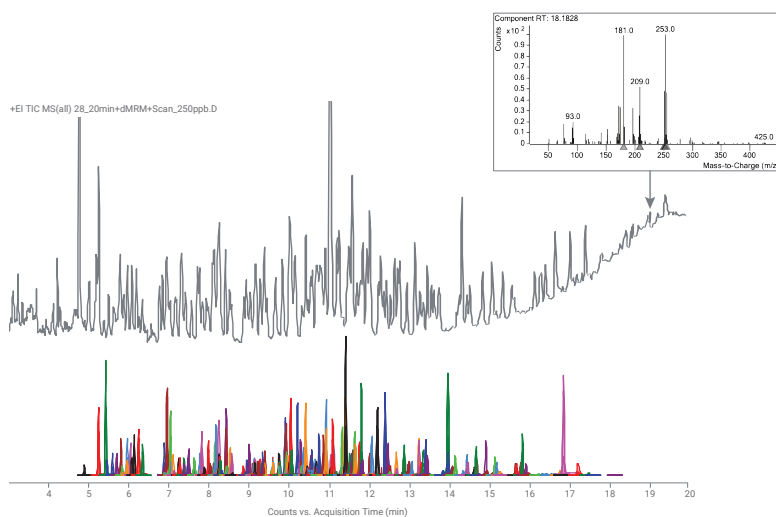
Precursor	Product	CE	Primary	Trigger	Threshold
287.9	272.7	15			
287.9	92.9	20	X		
285.9	270.9	15			
285.9	93	25	X	X	678,117
285.9	63	45			
196.9	168.9	15			
125	79	5			
124.9	47	15			
108.9	78.9	5			
8.9	47	10			



A tMRM experiment with two primary transitions for each analyte. Secondary MRM transitions are triggered when the primary MRM signals cross a user-defined threshold.

Simultaneous Dynamic MRM and scan (dMRM/scan)

MassHunter Acquisition software allows the user to perform dynamic MRM with a simultaneous scan. In addition to the dwell time savings brought on by dMRM, the simultaneous scan grants the ability to perform retrospective analysis without the need for reinjection. More details on the dynamic MRM acquisition mode can be found in the technical overview, [New Dynamic MRM Mode Improves Data Quality and Triple Quad Quantification in Complex Analyses \(5990-3595EN\)](#).



dMRM/scan acquisition data from a QuEChERS spinach extract demonstrates comparable sensitivity and great linearity. Additionally, the acquired full scan data enables reliable retrospective analysis even in complex matrices.



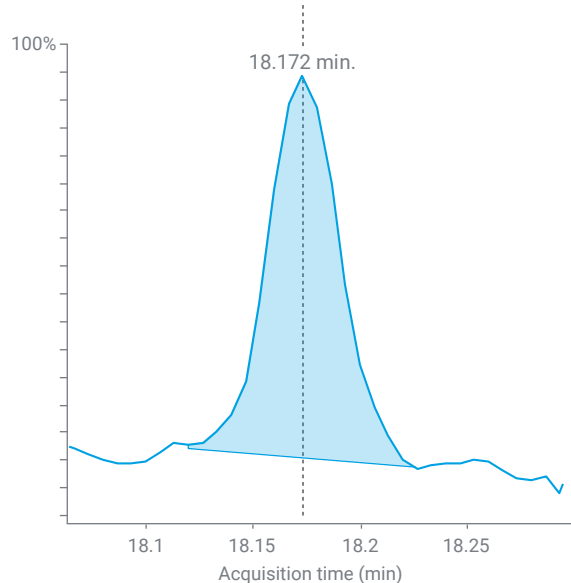
Solutions that elevate productivity

The Agilent Pesticides and Environmental Pollutants Database has over 1,100 compounds with multiple transitions per compound and over 7,500 matrix-optimized MRM transitions to help you build acquisition methods that reduce matrix interferences and get the most out of your triple quadrupole GC/MS.

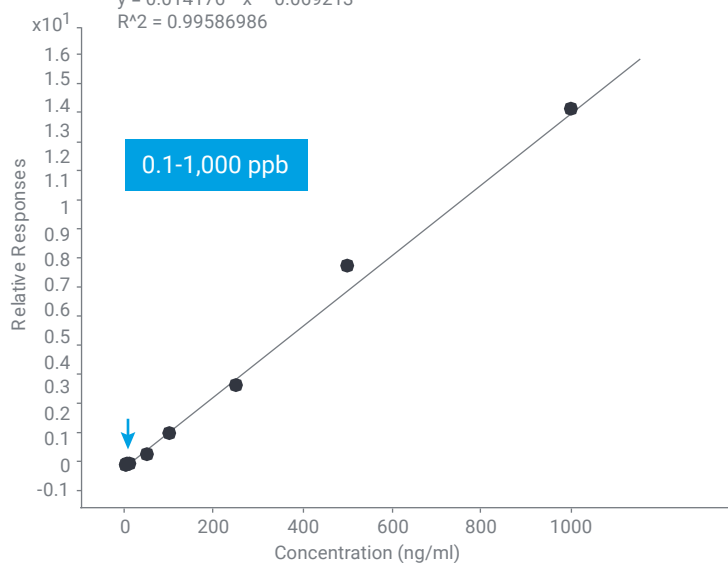
Set up your lab faster with ready-to-run eMethods.

Agilent eMethods accelerate your startup time by condensing large amounts of technical information and optimized analytical methods into a ready-to-run, downloadable, digital information package.

+ MRM (250.7 -> 172.0) 08_20min+dMRM_0-1ppb.D



Deltamethrin - 11 Levels, 10 Levels Used, 11 Points, 10 Points Used, 0 QCs
 $y = 0.014176 * x - 0.069213$
 $R^2 = 0.99586986$

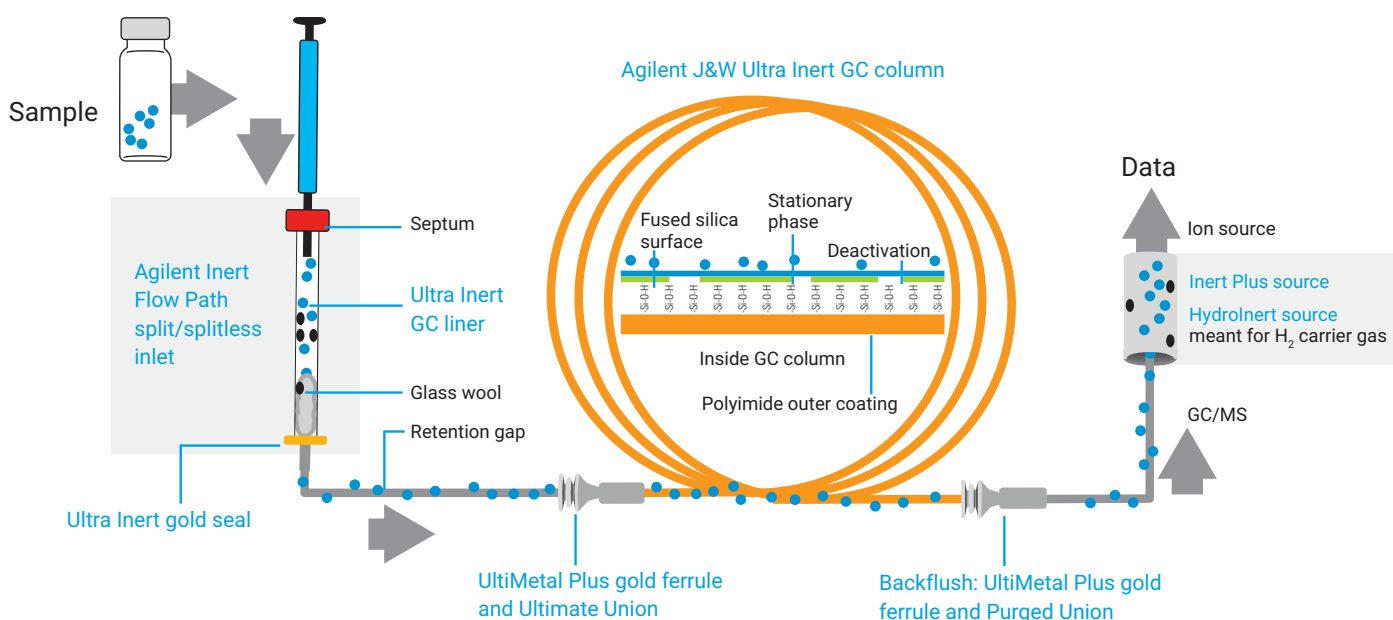


Deltamethrin is one of the most difficult pesticides to analyze with GC/MS due to low sensitivity in the chromatographic space. High sensitivity achieved with the 7010C is demonstrated with a chromatogram for deltamethrin at LOQ level of 0.1 ppb in QuEChERS spinach extract. For this challenging analyte, the 7010C demonstrated great linearity ($R^2 > 0.995$) from 0.1 ppb to 1,000 ppb.

[Learn more](#) about what Agilent MassHunter software can do for your lab.

Ensuring an inert flow path has never been more critical

As samples become smaller, increasingly active, and more complex, you cannot afford losses caused by flow path activity. Having to repeat or verify suspect analyses wastes valuable resources, hinders productivity, and hurts your bottom line. With trace amounts of active analytes, you might not even get a second chance, because there may be no more sample left to analyze.



Don't miss a thing in your GC/MS analysis

From analyzing active environmental samples to screening for drugs of abuse, Agilent Inert Flow Path solutions help ensure higher analytical sensitivity, accuracy, linearity, and reproducibility. [Learn more](#)



Reliable and Unparalleled GC Separation

Building the world's most trusted gas chromatography system is an ongoing process. With every step we increase speed, improve functionality, and incorporate new analytical capabilities, while never losing sight of the most important objective—business results.



Meet your analytical needs today—and tomorrow

The [Agilent 8890 GC system](#) offers outstanding flexibility. As the next evolution of the trusted Agilent GCs, the 8890 drives productivity, delivers high-quality data, and provides unparalleled confidence to all users.

- Configure with any GC/MS system and combine with a wide range of GC detector options
- [Helium conservation module](#) provides cost-saving carrier gas options
- Analyzers provide preconfigured and tested systems for a wide range of specific applications



Unlock your lab's revenue potential

The [Agilent Intuvo 9000 GC](#) stands in a class by itself. Its innovative compact design offers fast, direct heating, ferrule-free fittings, Guard Chip technology, and no-trim columns to provide faster sample runs as well as fewer and faster column changes. Intuvo continues the Agilent legacy of reliability and gold-standard performance in a compact and powerful complete package.

Reimagine What's Possible for Your Applications

Chinese standard and GB methods

Agilent GC/TQ systems are widely used for a range of Chinese food and environmental GB methods as well as China Pharmacopoeia methods, as they demonstrate excellent performance in terms of sensitivity, specificity, reproducibility, and linearity.

Test	GC/TQ Method	Description
Pesticides in food	GB 23200.113	Determination of 208 pesticide and metabolite residues in plant-derived foods
Pesticides in traditional Chinese medicine	China Pharmacopoeia 2020, 4th Part, 2341 Pesticide Residue Test Method (Method 5)	Multiprohibited pesticide residue determination in medicinal materials and drinking tablets
Organochlorine pesticides in milk and dairy products	GB 23200.86	Determination of multiple residues of organochlorine pesticides in milk and dairy products
Dioxins in food	GB 5009.9 (Method 2)	Determination of the TEQ of dioxins in food
NDMA in drinking water	GB/T5750.8 (Method 24.3)	Determination of NDMA by solid phase extraction

Solution for detection of potentially harmful pesticides at trace levels

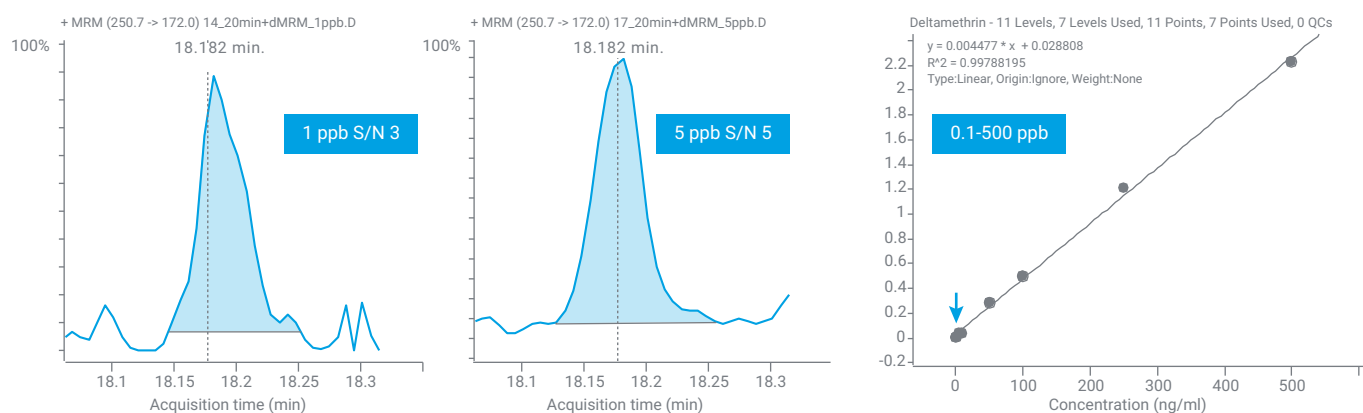
There are 564 pesticides regulated by food standard GB2763-2021. The Agilent GB2763 pesticide GC/TQ workflow solution 2.0E demonstrates a more than 10-fold improvement in productivity compared to other time-consuming and high-cost GC and GC/MS standard methods. Apply the ready-to-run Agilent GB2763 pesticide GC/TQ method 2.0E or GB23200.113 standard method to analyze pesticides in food—save valuable time and analysis cost and deliver results quickly.

Due to concern about trace-level pesticides and pesticide residues in traditional Chinese medicine, No 5 method of 2341 Pesticide Test was released in 2020. The GC/TQ method tests 33 prohibited pesticide residues in medicinal materials and drinking tablets. The Agilent TCM pesticide solution delivers reliable results even in complex matrices.



These ready-to-run pesticides solutions include methods, unique techniques, and databases to keep you ahead of today's—and tomorrow's—challenges:

- **High-throughput Agilent GB2763 pesticide GC/TQ method 2.0E:** Provides 308 food pesticide results within a half day from sample preparation to results
- **Productive GB23200.113 standard method:** Tests 208 pesticides and their metabolites in foods
- **No. 5 method of 2341 Pesticide Test Methods:** Cover 116 types of traditional Chinese medicine with sample preparation instructions and unique solutions to solve tough matrix interferences (e.g., agar wood, wood fragrance, magnolia, goji berries, etc.)
- **Mid-column backflushing:** Improves data quality, increases instrument uptime, and saves on system maintenance costs
- **Retention time locking:** Allows a new column or instrument to have retention times that precisely match the MRM database, greatly simplifying method maintenance
- **Agilent MassHunter pesticide and environmental pollutants MRM database:** Provides up to eight MRM transitions per analyte for 1,161 pesticides and environmental compounds, reducing your time to develop new methods for food and environmental analysis
- **Agilent automated μ SPE-powered GC/TQ pesticide residue solution:** Automatically purifies samples, eliminating the need for manual sample preparation



Deltamethrin is one of the most difficult pesticides to analyze with GC/TQ due to low sensitivity in the chromatographic space. Great sensitivity and low signal to noise (S/N) achieved with the 7000E is demonstrated with a chromatogram for deltamethrin at LOQ level of 1 ppb and 5 ppb in QuEChERS spinach extract. For this challenging analyte, the 7000E demonstrated great linearity ($R^2 > 0.998$) from 1 ppb to 500 ppb.

China environmental SVOCs and off-odor solutions

The Chinese government is paying increasing attention to water and environmental protection. A main focus is on drinking water, its related source safety, and improving the capability for pollution risk prevention and emergency response. GB/T5750.8 method 24.3 is the first GC/TQ standard method to test for ultratrace-level NDMA in drinking water. The Agilent GB5750 water solution offers a turnkey workflow to follow this standard method. Agilent offers a GC/TQ solution for 71 SVOCs and 53 off-odor compounds to help you analyze more SVOCs and off-odor compounds in less time, while eliminating interferences from sample matrices and other analytes.

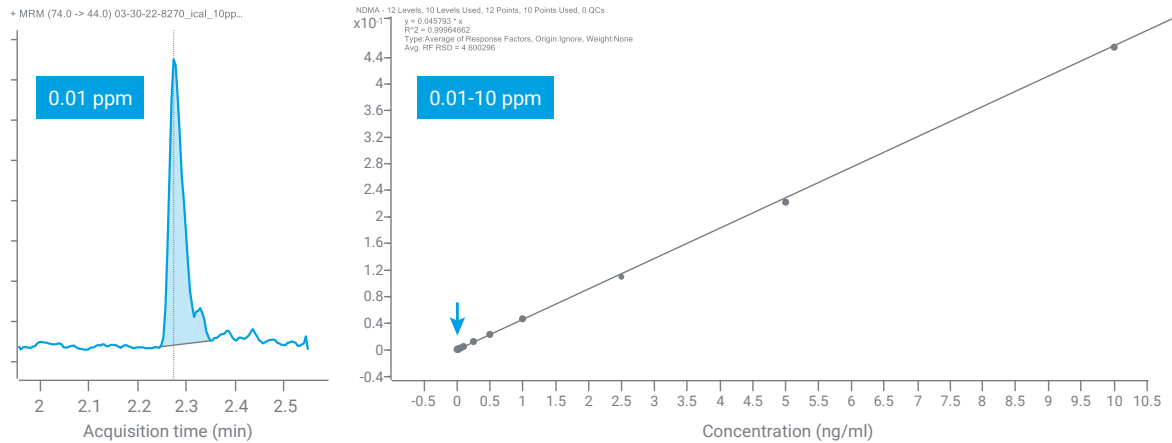


SVOCs water solution:

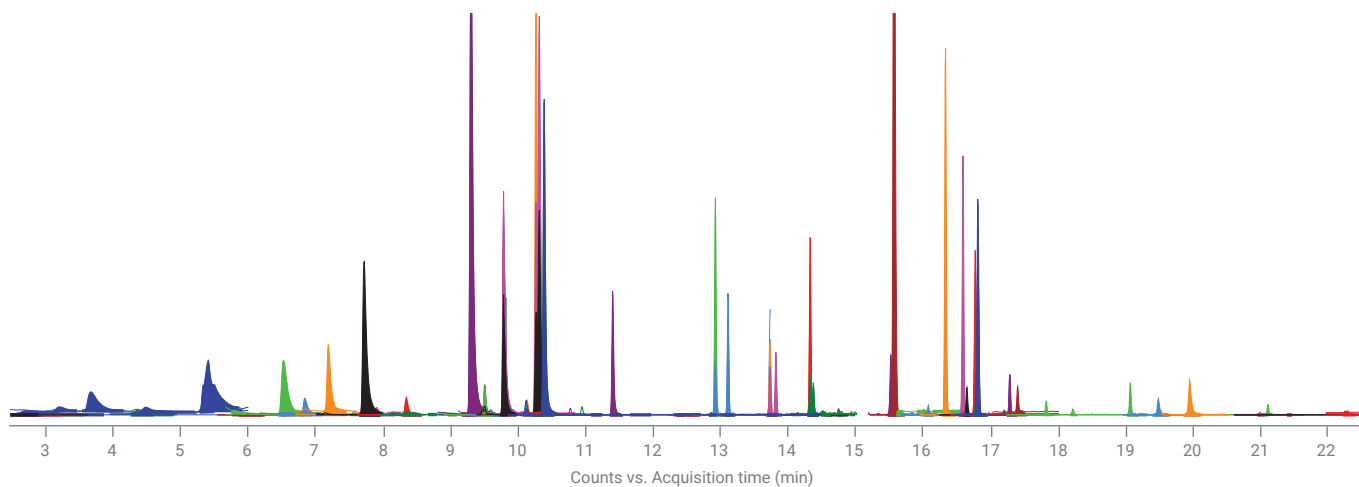
- Ready-to-run method to analyze the 71 SVOCs that are regulated in GB5749-2022, GB3838-2002, and GB/T14848-2017 within 30 minutes, including chlorobenzene, pesticides (organochlorine, organophosphorus, permethrin, etc.), PAHs, PCBs, nitrobenzenes, phthalates, and phenols
- Agilent MassHunter pesticides and environmental pollutants MRM database provides up to eight MRM transitions per analyte for 1,161 pesticides and environmental compounds, reducing your time to develop new methods for environmental analysis
- LOQs better than 0.0008 µg/L for GB/T5750.8 method 24.3 with the 7000 series GC/TQ
- Optional automated liquid-liquid extraction solution can save even more labor time and improve reproducibility

Off-odor water solution:

- Ready-to-run method to analyze 53 off-odor compounds within 1 hour
- Automated SPME Arrow sample preparation technology can be seamlessly configured for the 7000 series GC/TQ
- Achieved LOQ from 0.0004 ~ 0.08 µg/L for 53 off-odor compounds



N-Nitrosodimethylamine (NDMA) is a semivolatile organic compound of interest that is a known contaminant resulting from industrial and natural processes. The 7000E GC/TQ demonstrates great sensitivity and calibration linearity from 0.01 ppm to 10 ppm ($R^2 > 0.9996$).



In this study, 53-off odor compounds were spiked (50 ppb) and analyzed using the 7000 series GC/TQ where an LOQ better than 0.01 ppb was achieved.

China dioxins solution: Comply with strict global regulations

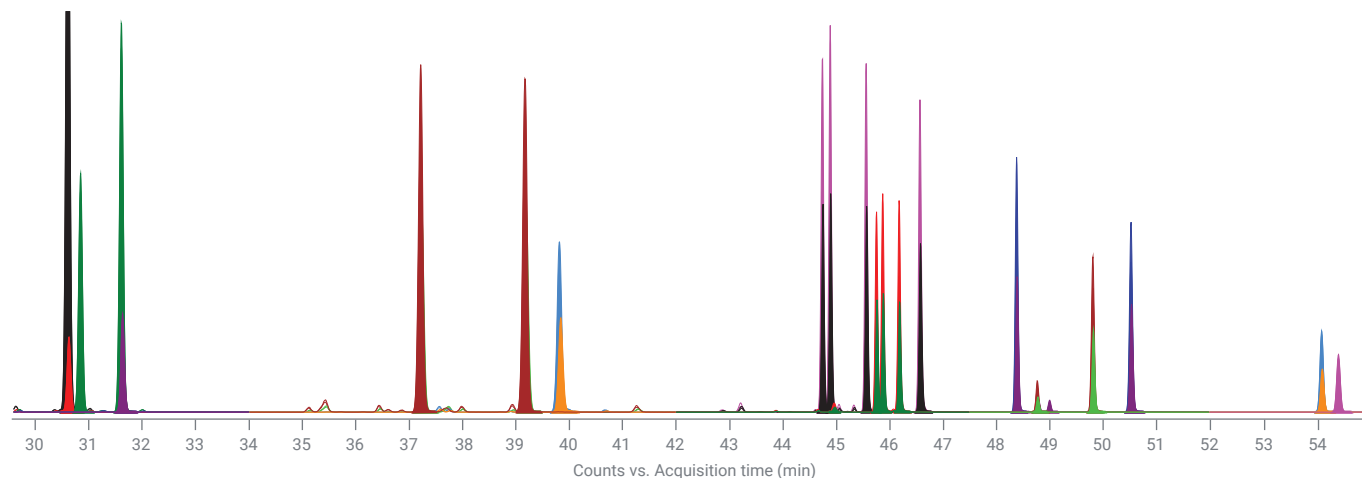
The Chinese standard method for dioxins—GB5009.9—added a GC/TQ method to test for dioxins in food. The GC/TQ instrument also offers the flexibility to be applied to standard methods for dioxins in environmental samples in the future.

Previous methods use magnetic sector GC/HRMS instruments for dioxins analysis. However, a GC/TQ method can offer:

- Lower capital and operational costs
- Lower complexity for operation and maintenance

The Chinese standard method for dioxins is the perfect fit when analyzing dioxins and other persistent organic pollutants. The Agilent 7010 series GC/TQ is a versatile and robust instrument that provides specificity, sensitivity, and other advantages, allowing you to:

- Exactly follow the dioxins standard method GB5009.9 and others
- Get excellent performance with a robust system that is verified in industry leaders' labs
- Simplify the operation process and save time with a customizable UI
- Save time for standard method compliant test reports with 12 ready-to-go dioxins report templates



10 ppb of dioxin standard was injected into the 7010 series GC/TQ and demonstrated excellent sensitivity and separation to meet the demands of method GB5009.9.



Partnering for sustainability and business success

Sustainable thinking is transforming the way researchers, scientists, and manufacturers approach their products, processes, and supply chains. However, it can be a challenge for labs to lower their environmental impact while continuing to optimize workflows and lower costs.

At Agilent, we believe that efficiency, productivity, and sustainability are interlinked.

Working toward sustainability is an integral part of how we conduct business and respond to our customers' challenges. Together, we can help your lab achieve its sustainability goals—while increasing output, maintaining accuracy, and staying competitive.



Partnership with My Green Lab

Agilent has partnered with My Green Lab to have our instruments independently audited for their Accountability, Consistency, and Transparency (ACT) label. ACT labels provide information about the environmental impact of manufacturing, use, and disposal of a product and its packaging, so purchasers can make informed, sustainable choices. Agilent 5977C, 8860, 8890, and Intuvo 9000 GC systems have been comprehensively evaluated and achieved ACT labels. [Learn more about My Green Lab.](#)

Commitment to Net-Zero Emissions

Since our founding, Agilent has worked to reduce our energy, waste, water, and CO₂ emissions. Now we're taking it a step further. We're proud to announce that we will achieve net-zero greenhouse gas emissions by 2050. Our comprehensive approach to net zero includes Paris Agreement climate targets, clearly defined interim goals, and a commitment to the Science-Based Targets Initiative. [Read more in our news release.](#)

Agilent CrossLab services

CrossLab is an Agilent capability that integrates services and consumables to support workflow success, improve productivity, and enhance operational efficiency. In every interaction, we strive to provide insight that helps you achieve your goals. We offer a wide range of products and services—from method optimization and training to full-lab relocations and operations analytics—to help you manage your instruments and your lab for best performance.

Learn more about CrossLab at www.agilent.com/crosslab

The people behind your service and support

Here's what sets CrossLab service engineers apart

10 years

Average instrument repair experience

96%

Parts available right away

Millions

Parts accessible at our worldwide logistics centers

85%

Repairs fixed during first visit



30,000

Technical training days

>1,850

Field service engineers worldwide

50+

Technology platforms covered

1–2 days

Typical turnaround time for priority service calls

Promising 10 Years of Value

The Agilent Value Promise reflects the utmost confidence in our unrivaled industry standards for quality system design and manufacturing.

From the date you purchase select Agilent chromatography, spectrometry, and spectroscopy instruments, we guarantee at least 10 years use or residual-value credit toward an upgraded replacement. Because we stand behind our systems, our guarantee maximizes your return on investment by ensuring your purchase is safe.

Learn more:

www.agilent.com/chem/7000e

www.agilent.com/chem/7010c

GC column selection tool:

selectgc.chem.agilent.com

Inert flow path:

www.agilent.com/en/promotions/inertflowpath

Buy online:

www.agilent.com/chem/store

Find a local Agilent customer center in your country:

www.agilent.com/chem/contactus

USA and Canada:

1-800-227-9770

agilent_inquiries@agilent.com

Europe:

info_agilent@agilent.com

Asia Pacific:

inquiry_lsca@agilent.com

DE38568796

This information is subject to change without notice.

© Agilent Technologies, Inc. 2022
Published in the USA, July 14, 2022
5994-5095ENCN

